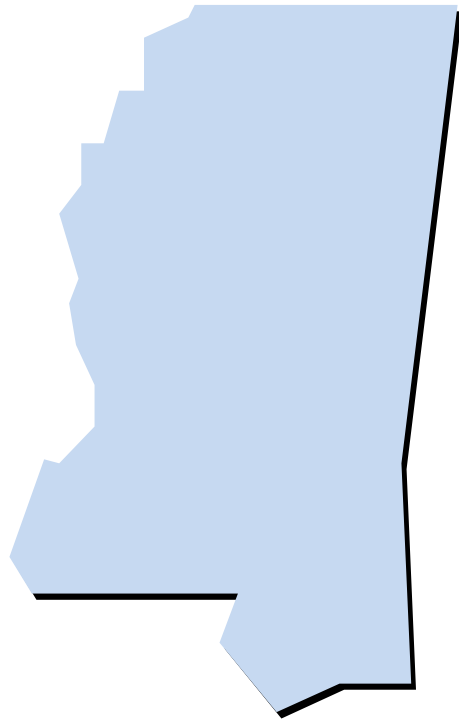


ANNUAL REPORT FOR MISSISSIPPI NURSING  
DEGREE PROGRAMS

*Nursing Education in*  
**MISSISSIPPI**



Janette S. McCrory, DNP, RN  
Director of Nursing Education

May 16, 2013

Office of Academic and Student Affairs  
Mississippi Institutions of Higher Learning

## TABLE OF CONTENTS

---

Admissions by Academic Year	Page 3
Enrollment by Fall Term	Page 5
Graduate Program Enrollment by Clinical Practice Role	Page 7
Graduates by Academic Year	Page 8
Associate and Baccalaureate Graduates	Page 10
Masters and Doctoral Graduates	Page 11
NCLEX-RN® Pass Rates	Page 12
Student/Faculty Ratios	Page 13
Faculty Vacancies and Preparation by Institution	Page 14
Degree Completion Rates by Degree Level	Page 15
Nurse Practitioner Certification Rates	Page 17
National Accreditation Status and Schedule	Page 18

## Admissions by Academic Year

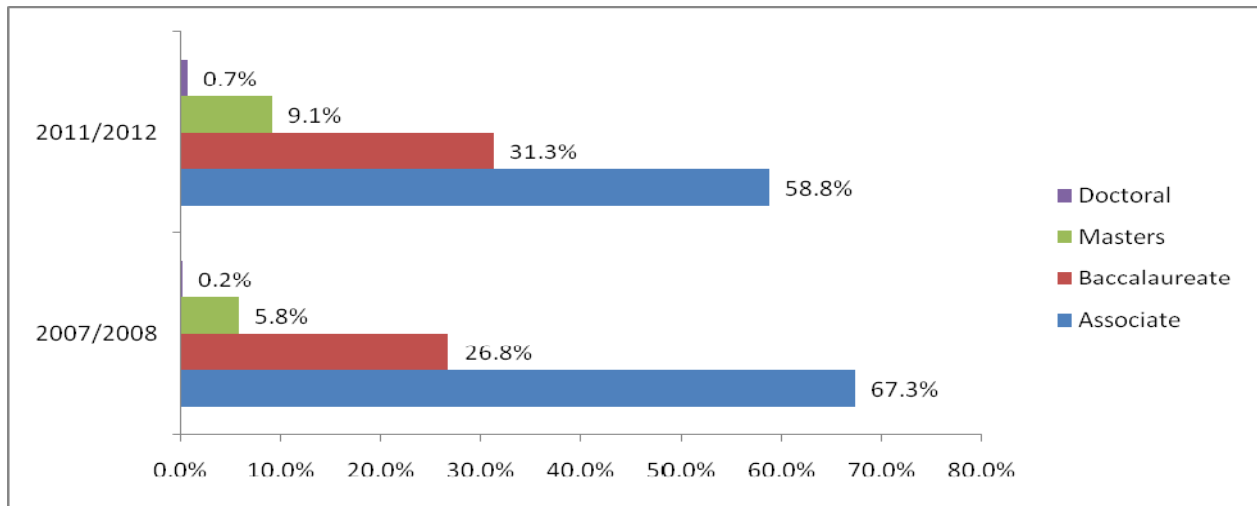
College/University Nursing Program	2007/2008	2008/2009	2009/2010	2010/2011	2011/2012	5-Year Change
<b>Associate</b>						
Alcorn State University	52	51	78	49	36	-30.8%
Coahoma Community College	30	25	18	44	36	20.0%
Copiah-Lincoln Community College	48	58	51	56	80	66.7%
East Central Community College	76	102	80	84	91	19.7%
East Mississippi Community College*	N/A	N/A	31	30	20	N/A
Hinds Community College	273	300	306	265	283	3.7%
Holmes Community College	204	178	170	161	169	-17.2%
Itawamba Community College	157	163	150	162	171	8.9%
Jones County Junior College	100	111	106	98	110	10.0%
Meridian Community College	225	239	210	249	231	2.7%
Mississippi Delta Community College	80	86	96	93	95	18.8%
Mississippi Gulf Coast Community College	271	269	265	244	190	-29.9%
Mississippi University for Women	65	68	61	81	50	-23.1%
Northeast Mississippi Community College	165	140	120	155	109	-33.9%
Northwest Mississippi Community College	142	156	154	151	154	8.5%
Pearl River Community College	140	151	142	149	146	4.3%
Southwest Mississippi Community College	136	71	129	134	125	-8.1%
<b>Subtotal</b>	<b>2164</b>	<b>2168</b>	<b>2167</b>	<b>2205</b>	<b>2096</b>	<b>-3.1%</b>
<b>Baccalaureate</b>						
Alcorn State University	96	33	66	136	92	-4.2%
Delta State University	46	46	73	50	63	37.0%
Mississippi College	74	99	79	93	78	5.4%
Mississippi University for Women	98	154	156	244	343	250.0%
University of Mississippi Medical Center	155	159	151	130	137	-11.6%
University of Southern Mississippi	327	268	236	237	251	-23.2%
William Carey University	64	115	98	142	153	139.1%
<b>Subtotal</b>	<b>860</b>	<b>874</b>	<b>859</b>	<b>1032</b>	<b>1117</b>	<b>29.9%</b>
<b>Masters</b>						
Alcorn State University	31	37	22	26	35	12.9%
Delta State University	19	19	35	20	15	-21.1%
Mississippi University for Women	41	45	50	48	41	0.0%
University of Mississippi Medical Center	43	49	74	83	109	153.5%
University of Southern Mississippi	36	22	82	51	48	33.3%
William Carey University	15	34	38	32	78	420.0%
<b>Subtotal</b>	<b>185</b>	<b>206</b>	<b>301</b>	<b>260</b>	<b>326</b>	<b>76.2%</b>
<b>Doctoral</b>						
University of Mississippi Medical Center	1	1	11	12	9	800.0%
University of Southern Mississippi	4	4	15	9	17	325.0%
<b>Subtotal</b>	<b>5</b>	<b>5</b>	<b>26</b>	<b>21</b>	<b>26</b>	<b>420.0%</b>
<b>TOTAL</b>	<b>3214</b>	<b>3253</b>	<b>3353</b>	<b>3518</b>	<b>3565</b>	<b>10.9%</b>

\*EMCC - new program January 2010 with first graduating class December 2011.

### Admissions by Academic Year



- The overall total number of nursing admissions has increased since AY2007-08.



- Nursing admissions by academic level has changed slightly from AY2007-08 to AY2011-12. Higher percentages of admissions are at the baccalaureate and graduate levels.

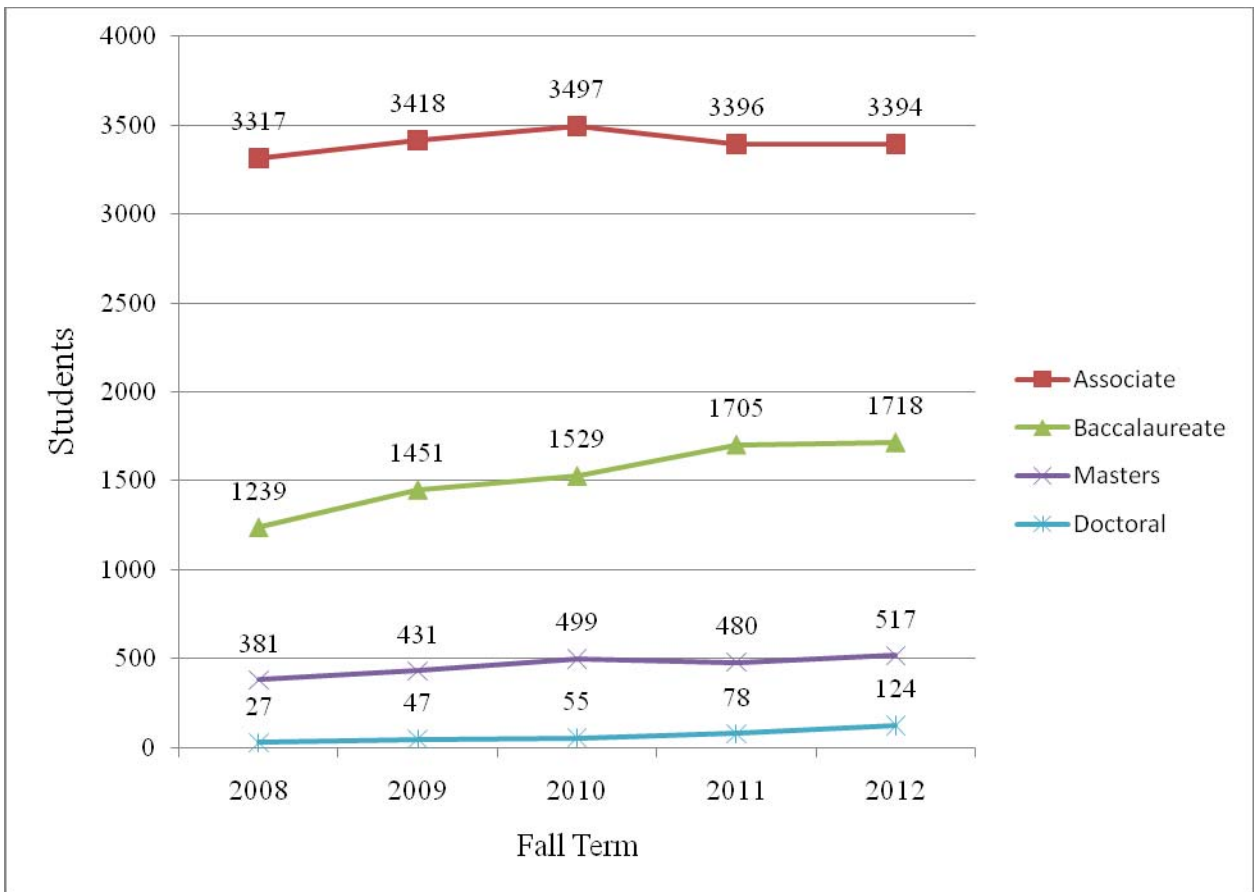
## Enrollment by Fall Term

College/University Nursing Program	2008	2009	2010	2011	2012	5-Year Change
<b>Associate</b>						
Alcorn State University	83	111	85	100	66	-20.5%
Coahoma Community College	27	23	46	36	34	25.9%
Copiah-Lincoln Community College	90	85	91	89	111	23.3%
East Central Community College	137	144	121	112	128	-6.6%
East Mississippi Community College <sup>1</sup>	N/A	N/A	15	43	47	N/A
Hinds Community College	472	497	511	447	490	3.8%
Holmes Community College	189	232	280	277	298	57.7%
Itawamba Community College	270	273	276	247	242	-10.4%
Jones County Junior College	156	160	148	146	160	2.6%
Meridian Community College	390	393	396	404	380	-2.6%
Mississippi Delta Community College	127	134	129	118	121	-4.7%
Mississippi Gulf Coast Community College	353	402	401	337	311	-11.9%
Mississippi University for Women	94	109	105	93	96	2.1%
Northeast Mississippi Community College	256	252	244	245	228	-10.9%
Northwest Mississippi Community College	233	208	223	261	283	21.5%
Pearl River Community College	221	221	241	258	238	7.7%
Southwest Mississippi Community College	219	174	185	183	161	-26.5%
<b>Subtotal</b>	<b>3317</b>	<b>3418</b>	<b>3497</b>	<b>3396</b>	<b>3394</b>	<b>2.3%</b>
<b>Baccalaureate</b>						
Alcorn State University	84	84	106	127	86	2.4%
Delta State University	76	105	115	127	99	30.3%
Mississippi College	130	145	154	152	145	11.5%
Mississippi University for Women	166	204	301	384	500	201.2%
University of Mississippi Medical Center	274	271	241	239	290	5.8%
University of Southern Mississippi	417	427	417	450	417	1.5%
William Carey University	98	215	195	226	181	84.7%
<b>Subtotal</b>	<b>1239</b>	<b>1451</b>	<b>1529</b>	<b>1705</b>	<b>1718</b>	<b>38.7%</b>
<b>Masters</b>						
Alcorn State University	45	65	70	61	74	64.4%
Delta State University	62	58	78	47	50	-19.4%
Mississippi University for Women	41	48	49	44	39	-4.9%
University of Mississippi Medical Center	133	129	143	170	202	51.9%
University of Southern Mississippi	78	85	122	112	105	34.6%
William Carey University	22	46	37	46	47	113.6%
<b>Subtotal</b>	<b>381</b>	<b>431</b>	<b>499</b>	<b>480</b>	<b>517</b>	<b>35.7%</b>
<b>Doctoral</b>						
University of Mississippi Medical Center	13	21	27	33	43	230.8%
University of Southern Mississippi	14	26	28	45	37	164.3%
William Carey University <sup>2</sup>	N/A	N/A	N/A	N/A	44	N/A
<b>Subtotal</b>	<b>27</b>	<b>47</b>	<b>55</b>	<b>78</b>	<b>124</b>	<b>359.3%</b>
<b>TOTAL</b>	<b>4964</b>	<b>5347</b>	<b>5580</b>	<b>5659</b>	<b>5753</b>	<b>15.9%</b>

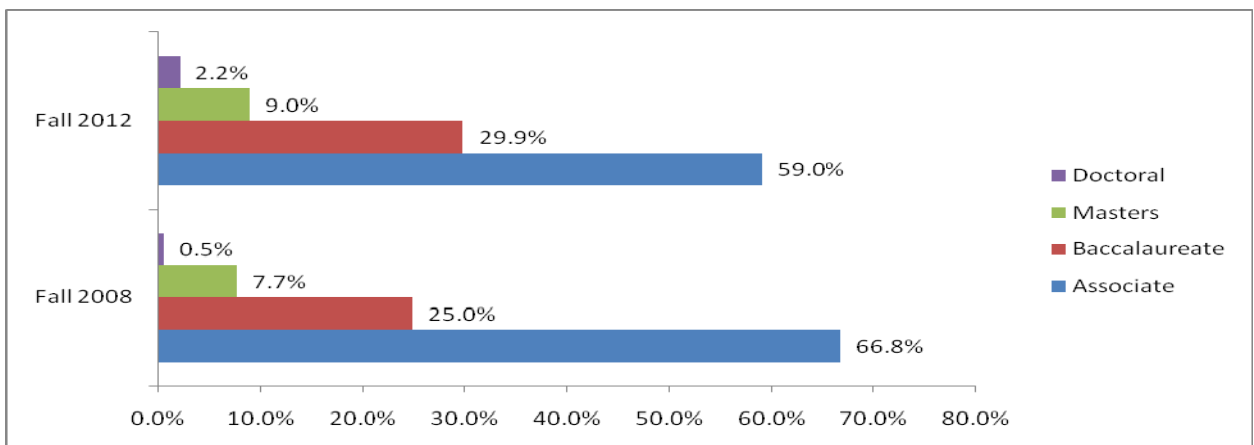
<sup>1</sup>EMCC - new program January 2010 with first graduating class December 2011.

<sup>2</sup>WCU – new PhD in Nursing Education and Administration program Fall 2012.

## Enrollment by Fall Term



- Nursing enrollment has increased by 15.9 percent from Fall 2008 to Fall 2012. Most of this increase has been in the Baccalaureate (38.7%), Masters (35.7%), and Doctoral (359.3%) programs. Enrollment in Associate programs has remained relatively stable with a 2.3 percent increase.



- Nursing enrollment by academic level has changed slightly from Fall 2008 to Fall 2012. Higher percentages of students are enrolling at the baccalaureate and graduate levels.

**Graduate Program Enrollment by Clinical Practice Role  
Fall 2012**

Institution	Doctoral Enrollment			Masters Enrollment		Total Graduate Enrollment
	DNP*	PhD	Other**	Role		
Alcorn State University				Education	23	<b>74</b>
				Family NP	48	
				Post-Masters Family NP	3	
Delta State University				Family NP	47	<b>50</b>
				Post-Masters Family NP	3	
Mississippi University for Women				Family NP	35	<b>39</b>
				Post-Masters Family NP	2	
				Adult Psych MH NP	2	
University of Mississippi Medical Center	26	17		Administration	32	<b>245</b>
				Post-Masters Administration	1	
				Education	38	
				Post-Masters Education	1	
				Family NP	91	
				Post-Masters Family NP	8	
				Geri NP	6	
				Family Psych MH NP	7	
				Post-Masters Family Psych MH NP	2	
				Adult Acute Care NP	15	
				Post Masters Adult Acute Care NP	1	
University of Southern Mississippi	21	16		Administration	7	<b>142</b>
				Family NP	79	
				Post-Masters Family NP	7	
				Geri NP	5	
				Post-Masters Geri NP	1	
				Family Psych MH NP	6	
William Carey University <sup>1</sup>		44		Education	47	<b>91</b>
<b>Total Graduate Enrollment Fall 2012</b>	<b>47</b>	<b>77</b>			<b>517</b>	<b>641</b>
<b>Total Graduate Enrollment Fall 2011</b>	<b>44</b>	<b>31</b>	<b>3</b>		<b>480</b>	<b>558</b>
<b>Total Graduate Enrollment Fall 2010</b>	<b>28</b>	<b>27</b>			<b>499</b>	<b>554</b>
<b>Total Graduate Enrollment Fall 2009</b>	<b>18</b>	<b>29</b>			<b>431</b>	<b>478</b>

\*DNP (Doctor of Nursing Practice) - new program Fall 2009.

\*\* Other – students with special circumstances or non-degree seeking.

<sup>1</sup>WCU – new PhD in Nursing Education and Administration program Fall 2012.

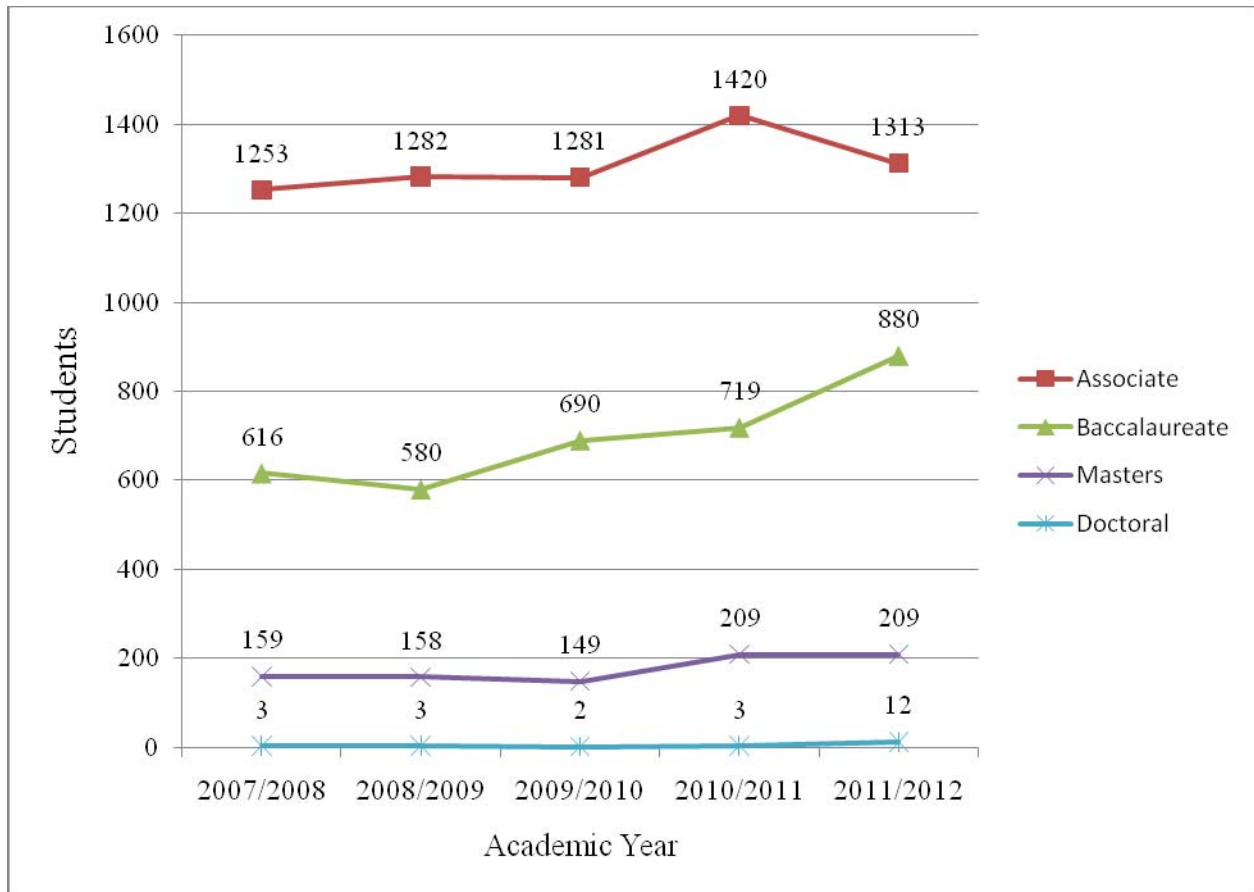
## Graduates by Academic Year

College/University Nursing Program	2007/2008	2008/2009	2009/2010	2010/2011	2011/2012	5-Year Change
<b>Associate</b>						
Alcorn State University	40	26	32	31	25	-37.5%
Coahoma Community College	7	14	16	20	20	185.7%
Copiah-Lincoln Community College	35	35	24	30	39	11.4%
East Central Community College	42	42	56	53	41	-2.4%
East Mississippi Community College <sup>1</sup>	N/A	N/A	N/A	N/A	13	N/A
Hinds Community College	228	216	179	200	166	-27.2%
Holmes Community College	82	79	85	99	113	37.8%
Itawamba Community College	83	109	98	105	90	8.4%
Jones County Junior College	76	55	60	57	48	-36.8%
Meridian Community College	139	167	179	201	153	10.1%
Mississippi Delta Community College	42	47	58	54	48	14.3%
Mississippi Gulf Coast Community College	120	108	116	176	168	40.0%
Mississippi University for Women	39	33	52	54	48	23.1%
Northeast Mississippi Community College	86	94	106	77	82	-4.7%
Northwest Mississippi Community College	99	94	82	89	99	0.0%
Pearl River Community College	70	96	69	97	103	47.1%
Southwest Mississippi Community College	65	67	69	77	57	-12.3%
<b>Subtotal</b>	<b>1253</b>	<b>1282</b>	<b>1281</b>	<b>1420</b>	<b>1313</b>	<b>4.8%</b>
<b>Baccalaureate</b>						
Alcorn State University	54	54	32	41	59	9.3%
Delta State University	53	38	19	42	54	1.9%
Mississippi College	68	59	92	64	65	-4.4%
Mississippi University for Women	89	86	93	161	258	189.9%
University of Mississippi Medical Center	127	135	158	121	108	-15.0%
University of Southern Mississippi	168	168	224	208	218	29.8%
William Carey University	57	40	72	82	118	107.0%
<b>Subtotal</b>	<b>616</b>	<b>580</b>	<b>690</b>	<b>719</b>	<b>880</b>	<b>42.9%</b>
<b>Masters</b>						
Alcorn State University	18	14	9	17	27	50.0%
Delta State University	29	33	10	33	16	-44.8%
Mississippi University for Women	32	38	44	47	40	25.0%
University of Mississippi Medical Center	41	36	41	46	44	7.3%
University of Southern Mississippi	29	26	38	48	57	96.6%
William Carey University	10	11	7	18	25	150.0%
<b>Subtotal</b>	<b>159</b>	<b>158</b>	<b>149</b>	<b>209</b>	<b>209</b>	<b>31.4%</b>
<b>Doctoral</b>						
University of Mississippi Medical Center	0	1	1	1	5	0.0%
University of Southern Mississippi	3	2	1	2	7	133.3%
<b>Subtotal</b>	<b>3</b>	<b>3</b>	<b>2</b>	<b>3</b>	<b>12</b>	<b>300.0%</b>
<b>TOTAL</b>	<b>2031</b>	<b>2023</b>	<b>2122</b>	<b>2351</b>	<b>2414</b>	<b>18.9%</b>

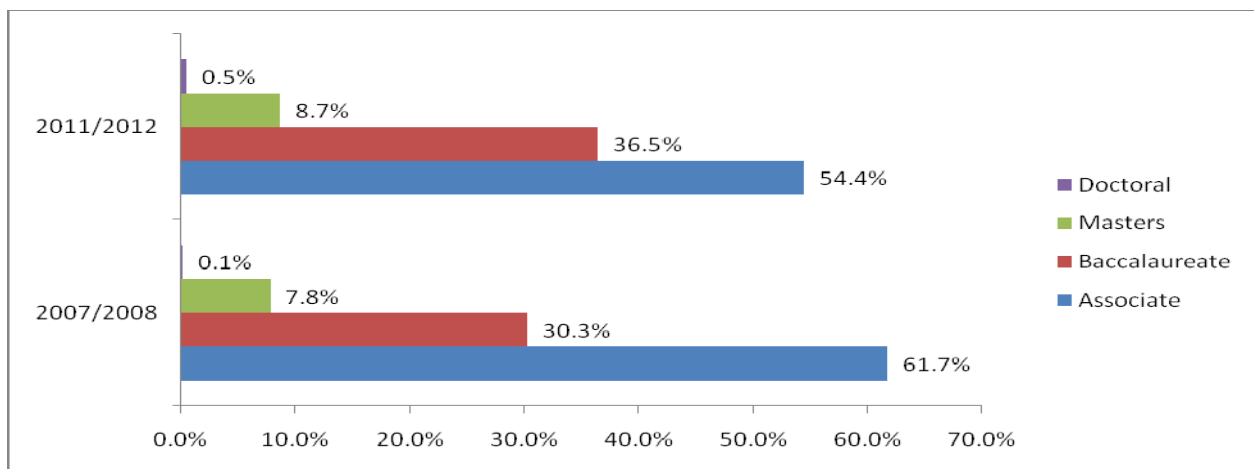
<sup>1</sup>EMCC - new program January 2010 with first graduating class December 2011.



## Graduates by Academic Year



- Nursing graduates have increased by 18.9 percent from AY2007-08 to AY2011-12. Most of this increase has been in the baccalaureate (42.9%) and masters (31.4%) programs.



- Nursing graduates by academic level have changed slightly from AY2007-08 to AY2011-12. Higher percentages of students are graduating at the baccalaureate and graduate levels.

**Associate and Baccalaureate Graduates  
Academic Year 2011-2012**

<b>Institution/Degree</b>	<b>Generic Graduates*</b>	<b>LPN to RN Graduates</b>	<b>Other RN Graduates**</b>	<b>RN to BSN Graduates</b>	<b>Total Graduates</b>
<b>Associate Degree</b>					
Alcorn State University	16	9			25
Coahoma Community College	8	12			20
Copiah-Lincoln Community College	39				39
East Central Community College	31	10			41
East Mississippi Community College <sup>1</sup>	13				13
Hinds Community College	109	53	4		166
Holmes Community College	92	21			113
Itawamba Community College	85	5			90
Jones County Junior College	48				48
Meridian Community College	137	16			153
Mississippi Delta Community College	35	13			48
Mississippi Gulf Coast Community College	137	31			168
Mississippi University Women	31	17			48
Northeast Mississippi Community College	76	6			82
Northwest Mississippi Community College	95	4			99
Pearl River Community College	96	7			103
Southwest Mississippi Community College	49	8			57
<b>Subtotal</b>	<b>1097</b>	<b>212</b>	<b>4</b>		<b>1313</b>
<b>Baccalaureate Degree</b>					
Alcorn State University	23			36	59
Delta State University	34			20	54
Mississippi College	56			9	65
Mississippi University for Women	44			214	258
University of Mississippi Medical Center	88		20		108
University of Southern Mississippi	172			46	218
William Carey University	78			40	118
<b>Subtotal</b>	<b>495</b>		<b>20</b>	<b>365</b>	<b>880</b>
<b>TOTAL</b>	<b>1592</b>	<b>212</b>	<b>24</b>	<b>365</b>	<b>2193</b>

\*Generic - Traditional track, pre-licensure students.

\*\*Other RN Graduates – Emergency Medical Technologist, Respiratory Therapist, Accelerated 2<sup>nd</sup> Degree Programs.

<sup>1</sup>EMCC – new program January 2010 with first graduating class December 2011.

**Masters and Doctoral Graduates  
Academic Year 2011-2012**

Institution	Doctoral Graduates		Masters Graduates		Total Graduates
	DNP*	PhD	Role		
Alcorn State University			Education Family NP Post-Masters Family NP	9 17 1	<b>27</b>
Delta State University			Family NP Post-Masters Family NP Post-Masters Family Psych MH NP	13 2 1	<b>16</b>
Mississippi University for Women			Family NP Post-Masters Family NP	38 2	<b>40</b>
University of Mississippi Medical Center	2	3	Administration Education Post-Masters Education Family NP Adult Acute Care NP Geri NP Post-Masters Geri NP Family Psych/MH NP Post-Masters Family Psych MH NP	9 4 1 15 6 1 2 4 2	<b>49</b>
University of Southern Mississippi	7		Administration Family NP Post-Masters Family NP Geri NP Post-Masters Geri NP Family Psych/MH NP Post-Masters /Family Psych MH NP	6 38 3 1 2 6 1	<b>64</b>
William Carey University			Education	25	<b>25</b>
<b>Total Graduates AY 2011/2012</b>	<b>9</b>	<b>3</b>		<b>209</b>	<b>221</b>
<b>Total Graduates AY 2010/2011</b>	<b>0</b>	<b>3</b>		<b>209</b>	<b>212</b>
<b>Total Graduates AY 2009/2010</b>	<b>0</b>	<b>2</b>		<b>149</b>	<b>151</b>
<b>Total Graduates AY 2008/2009</b>	<b>N/A</b>	<b>3</b>		<b>158</b>	<b>161</b>

\*DNP (Doctor of Nursing Practice) - new program Fall 2009

**NCLEX-RN® Pass Rates for  
Mississippi Undergraduate Nursing Programs  
Calendar Years 2010-2012**

(Source: MS Board of Nursing/National Council of State Boards of Nursing)

**STANDARD VI: Outcomes. 2. a. NCLEX Pass Rates: Annual NCLEX pass rates for all test takers (1<sup>st</sup> and repeat) will be at 80% or above over a three year period.**

Nursing Programs	2010	2011	2012	3 Year Mean
Alcorn State University	96.96%	88.88%	82.60%	<b>89.48%</b>
Coahoma Community College	62.50%	90.00%	100%	<b>84.17%</b>
Copiah-Lincoln Community College	100%	96.66%	97.43%	<b>98.03%</b>
East Central Community College	94.54%	94.33%	97.56%	<b>95.48%</b>
East Mississippi Community College <sup>1</sup>	NA	N/A	100%	N/A
Hinds Community College	94.38%	93.81%	98.82%	<b>95.67%</b>
Holmes Community College	98.83%	98.36%	99.07%	<b>98.75%</b>
Itawamba Community College	88.34%	90.00%	98.92%	<b>92.42%</b>
Jones County Junior College	98.33%	96.42%	100%	<b>98.25%</b>
Meridian Community College	97.94%	96.85%	95.62%	<b>96.80%</b>
Mississippi Delta Community College	96.55%	100%	97.91%	<b>98.15%</b>
Mississippi Gulf Coast Community College	97.90%	94.73%	97.88%	<b>96.84%</b>
Mississippi University for Women	98.07%	94.44%	95.83%	<b>96.11%</b>
Northeast Mississippi Community College	99.02%	98.71%	98.78%	<b>98.84%</b>
Northwest Mississippi Community College	98.76%	98.95%	100%	<b>99.24%</b>
Pearl River Community College	98.61%	96.84%	99.00%	<b>98.15%</b>
Southwest Mississippi Community College	97.10%	94.80%	98.24%	<b>96.71%</b>
<b>Associate Degree Pass Rate</b>	<b>94.86%</b>	<b>95.24%</b>	<b>97.50%</b>	<b>95.87%</b>
Alcorn State University	100%	93.33%	100%	<b>97.78%</b>
Delta State University <sup>2</sup>	N/A	100%	100%	N/A
Mississippi College	100%	98.28%	100%	<b>99.43%</b>
Mississippi University for Women	92.68%	100%	100%	<b>97.56%</b>
University of Mississippi Medical Center	92.62%	98.33%	98.26%	<b>96.40%</b>
University of Southern Mississippi	93.08%	97.87%	97.68%	<b>96.21%</b>
William Carey University	89.79%	91.93%	96.00%	<b>92.57%</b>
<b>Bachelor Degree Pass Rate</b>	<b>94.70%</b>	<b>97.11%</b>	<b>98.85%</b>	<b>96.88%</b>
<b>ADN and BSN Pass Rate Combined</b>	<b>94.78%</b>	<b>96.17%</b>	<b>98.17%</b>	<b>96.37%</b>
<b>National Pass Rate (1<sup>st</sup> Write Only)</b>	<b>87.41%</b>	<b>87.89%</b>	<b>90.34%</b>	
<b>National Pass Rate (Repeat)</b>	<b>54.95%</b>	<b>55.78%</b>	<b>55.63%</b>	
<b>TOTAL Mississippi Graduates taking NCLEX-RN®</b>	<b>1717</b>	<b>1903</b>	<b>1785</b>	

<sup>1</sup>EMCC – new program January 2010 with first graduating class December 2011.

<sup>2</sup>DSU – due to change in admission date, there were no students eligible to take the NCLEX-RN® in 2010.

## Student/Faculty Ratios Fall 2012

**STANDARD IV. Curriculum.** *Undergraduate student-to-faculty ratios must be no more than 15 to 1 for total enrollment, 10 to 1 for clinical laboratory courses that require direct supervision, and 15 to 1 for those that do not require direct supervision.*

Nursing Program	Student Enrollment	Total Faculty	Student/Faculty Total Enrollment Ratio	Meets Student/Faculty Clinical Ratio*
<b><i>Associate Degree</i></b>				
Alcorn State University	66	6.5	10:1	Yes
Coahoma Community College	34	6	6:1	Yes
Copiah-Lincoln Community College	111	10.5	11:1	Yes
East Central Community College	128	10.5	12:1	Yes
East Mississippi Community College	47	6	8:1	Yes
Hinds Community College	490	50.5	10:1	Yes
Holmes Community College	298	30.1	10:1	Yes
Itawamba Community College	242	27	9:1	Yes
Jones County Junior College	160	16.88	9:1	Yes
Meridian Community College	380	36	11:1	Yes
Mississippi Delta Community College	121	14	9:1	Yes
Mississippi Gulf Coast Community College	311	39	8:1	Yes
Mississippi University for Women	96	10.5	9:1	Yes
Northeast Mississippi Community College	228	18	13:1	Yes
Northwest Mississippi Community College	283	24.5	12:1	Yes
Pearl River Community College	238	28	9:1	Yes
Southwest Mississippi Community College	161	18	9:1	Yes
<b><i>Baccalaureate Degree</i></b>				
Alcorn State University	86	7	12:1	Yes
Delta State University	99	9.47	10:1	Yes
Mississippi College	145	17.85	8:1	Yes
Mississippi University for Women	500	41	12:1	Yes
University of Mississippi Medical Center	290	30.4	10:1	Yes
University of Southern Mississippi	417	34.48	12:1	Yes
William Carey University	181	14.25	13:1	Yes
<b>TOTAL</b>	<b>5112</b>	<b>506.43</b>	<b>10:1</b>	

\*Based on verification in the annual report submitted by Deans and Directors of Schools of Nursing.

## Faculty Vacancies and Preparation by Institution Fall 2012

Institution	Program Vacancy				Faculty Preparation				Total Faculty
	ADN	BSN	MSN	DNP/ PhD	BSN*	MSN	Doctorate	Other**	
Alcorn State University	1					11.5	8		19.5
Coahoma Community College						6			6
Copiah-Lincoln Community College						10.5			10.5
Delta State University		1			1	6.15	7.22		14.37
East Central Community College					0.5	9	1		10.5
East Mississippi Community College*						4	2		6
Hinds Community College					0.2	44.5	5.8		50.5
Holmes Community College					0.9	26.3	2.9		30.1
Itawamba Community College					1	20	6		27
Jones County Junior College					.44	14.44	2		16.88
Meridian Community College					1	34	1		36
Mississippi College						13.5	4.35		17.85
Mississippi Delta Community College						14			14
Mississippi Gulf Coast Community College	2				1	36	2		39
Mississippi University for Women	1					33.16	10.25		43.41
Northeast Mississippi Community College	1				1	16	1		18
Northwest Mississippi Community College					2.5	20	2		24.5
Pearl River Community College						27	1		28
Southwest Mississippi Community College						18			18
University of Mississippi Medical Center						16.75	29.52	3.55	49.82
University of Southern Mississippi		1	1	1		23.44	17.72	.17	41.33
William Carey University						10.9	8.85		19.75
<b>Total Fall 2012</b>	<b>5</b>	<b>2</b>	<b>1</b>	<b>1</b>	<b>9.54</b>	<b>415.14</b>	<b>112.61</b>	<b>3.72</b>	<b>541.01</b>

Faculty preparation includes fulltime, part-time, and adjunct.

\*BSN Faculty – approved faculty exception currently pursuing a master’s degree in nursing, with completion in 3 years.

\*\* Other (Non-Nurse Faculty) - MS Instructional Technology; PhD Biochemistry; PhD Biostatistics; PhD Clinical Health Sciences; PhD Counseling; PhD Nutrition/Health Sciences; & PhD Biology.

## Degree Completion Rates by Degree Level

**STANDARD VI: Outcomes 2. b. Degree Completion Rates: *Expected levels of achievement for program completion are determined by the faculty and reflect program demographics, academic progression, program history, and best practice.***

College/University Nursing Program	Academic Year				
	2009/2010	2010/2011	2011/2012	ELA*	3 Year Mean
<b><i>Associate Degree</i></b>					
Alcorn State University	95.00%	96.00%	80.00%	80%	<b>90.33%</b>
Coahoma Community College	87.00%	65.00%	64.00%	60%	<b>72.00%</b>
Copiah-Lincoln Community College <sup>1</sup>	41.38%	59.00%	69.64%	58%	<b>56.67%</b>
East Central Community College	60.29%	60.00%	76.62%	60%	<b>65.64%</b>
East Mississippi Community College <sup>2</sup>	N/A	N/A	54.50%	60%	<b>N/A</b>
Hinds Community College	74.80%	66.78%	72.58%	60%	<b>71.39%</b>
Holmes Community College	64.00%	66.40%	65.00%	60%	<b>65.13%</b>
Itawamba Community College	72.60%	70.50%	86.00%	60%	<b>76.37%</b>
Jones County Junior College	62.00%	60.24%	76.00%	60%	<b>66.08%</b>
Meridian Community College	87.00%	76.00%	84.00%	70%	<b>82.33%</b>
Mississippi Delta Community College	67.00%	67.00%	64.00%	60%	<b>66.00%</b>
Mississippi Gulf Coast Community College	46.22%	69.33%	72.72%	60%	<b>62.76%</b>
Mississippi University for Women	80.00%	77.77%	71.05%	60%	<b>76.27%</b>
Northeast Mississippi Community College <sup>3</sup>	70.24%	72.00%	76.60%	67%	<b>72.94%</b>
Northwest Mississippi Community College <sup>4</sup>	53.00%	71.00%	71.00%	72%	<b>65.00%</b>
Pearl River Community College	57.00%	64.00%	67.00%	60%	<b>62.67%</b>
Southwest Mississippi Community College	62.25%	61.59%	68.29%	60%	<b>64.04%</b>
<b><i>Baccalaureate Degree</i></b>					
Alcorn State University	88.88%	95.00%	90.00%	80%	<b>91.29%</b>
Delta State University	81.00%	100%	90.00%	80%	<b>90.33%</b>
Mississippi College	68.00%	84.70%	89.40%	75%	<b>80.70%</b>
Mississippi University for Women	91.22%	89.88%	94.53%	75%	<b>91.88%</b>
University of Mississippi Medical Center	93.00%	96.20%	92.70%	85%	<b>93.97%</b>
University of Southern Mississippi	83.33%	94.00%	91.00%	75%	<b>89.44%</b>
William Carey University	83.00%	71.00%	84.70%	60%	<b>79.57%</b>
<b><i>Masters Degree</i></b>					
Alcorn State University	86.36%	85.00%	96.00%	80%	<b>89.12%</b>
Delta State University	80.00%	100%	97.00%	80%	<b>92.33%</b>
Mississippi University for Women	100%	90.00%	100%	90%	<b>96.67%</b>
University of Mississippi Medical Center	86.00%	85.70%	89.10%	85%	<b>86.93%</b>
University of Southern Mississippi	88.23%	92.00%	90.00%	80%	<b>90.07%</b>
William Carey University	92.00%	94.40%	86.10%	90%	<b>90.83%</b>

\* ELA – Expected levels of achievement.

<sup>1</sup>CLCC – average ELA & rate for three year period (ELA 60% for 2009/10 & 2010/11; 55% for 2011/12).

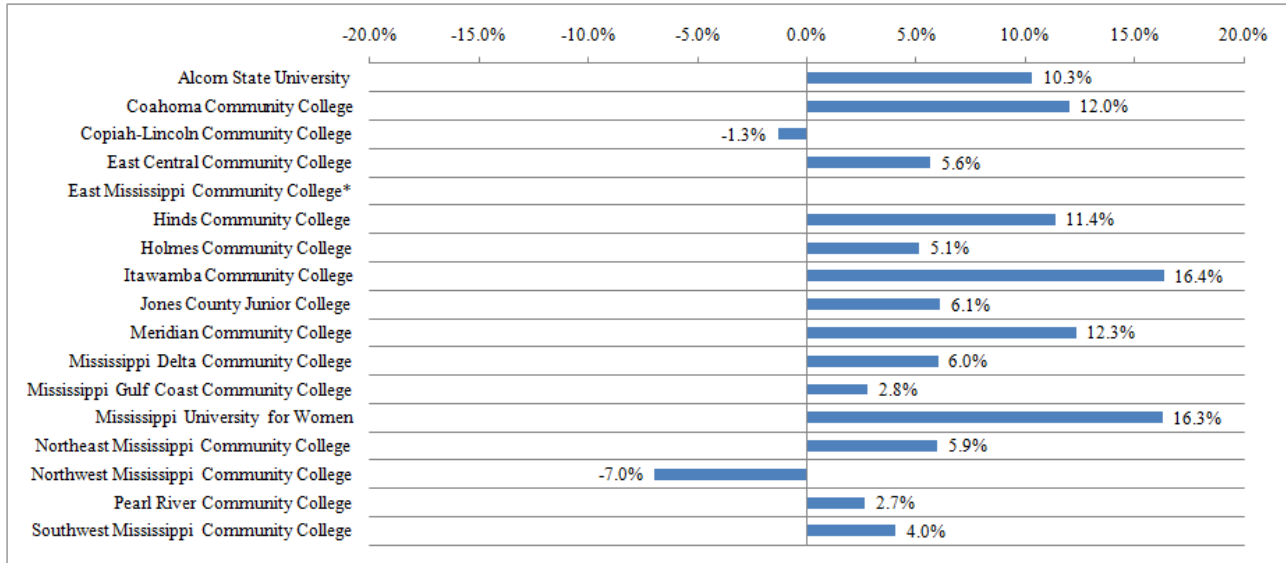
<sup>2</sup>EMCC – new program January 2010 with first graduating class December 2011.

<sup>3</sup>NEMCC - average ELA & rate for three year period (ELA 70% for 2009/10 & 2010/11; 60% for 2011/12).

<sup>4</sup>NWMCC - average ELA & rate for three year period (ELA 75% for 2009/10 & 2010/11; 65% for 2011/12).

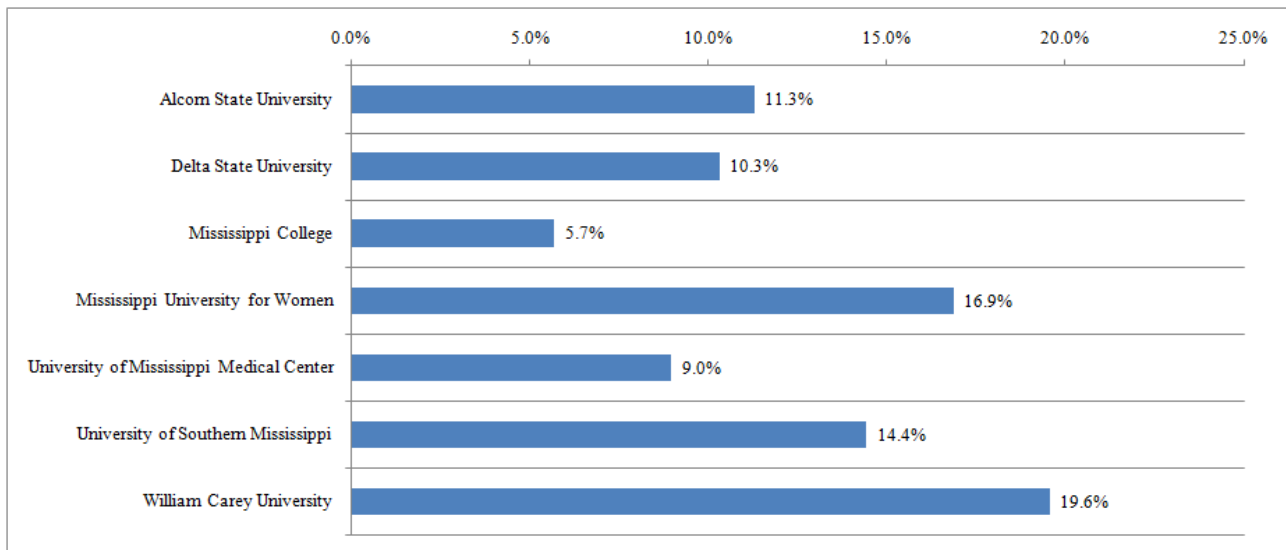
## Degree Completion Rates Above or Below Expected Levels of Achievement (ELA)

### Associate Degree



\* EMCC – new program January 2010 with first graduating class December 2011.

### Baccalaureate Degree

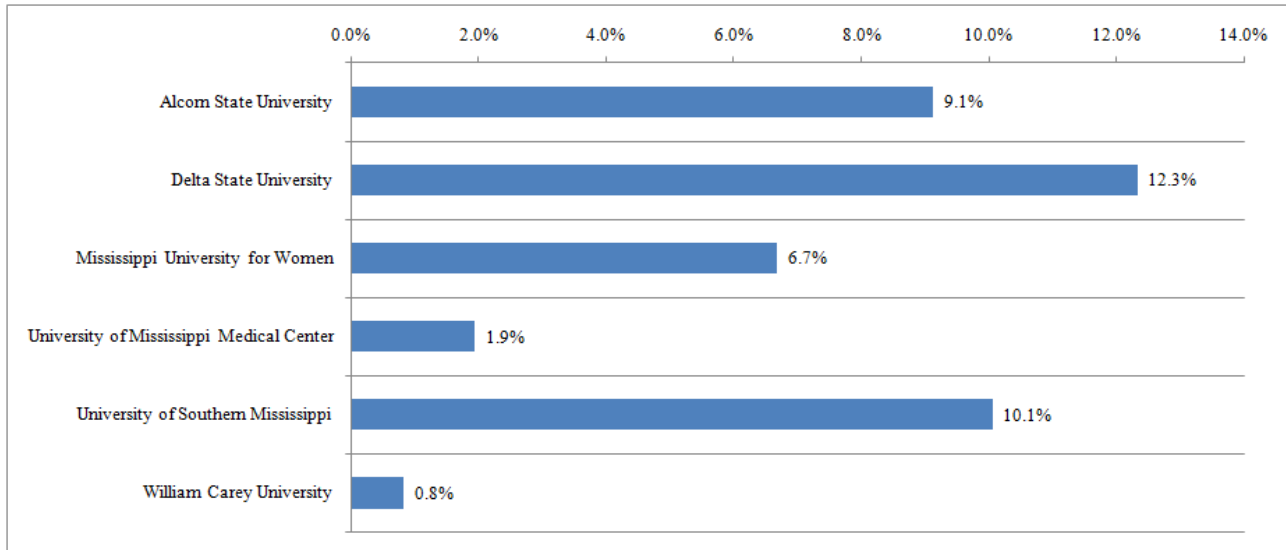


Note: Zero (0.0%) or positive values indicate average three-year completion rates meet or exceed Expected Levels of Achievement (ELA) rates. Negative values indicate completion rates fell below ELA rates.



## Degree Completion Rates Above or Below Expected Levels of Achievement (ELA)

### Masters Degree



Note: Zero (0.0%) or positive values indicate average three-year completion rates meet or exceed Expected Levels of Achievement (ELA) rates. Negative values indicate completion rates fell below ELA rates.

## Nurse Practitioner Certification Rates Calendar Years 2009-2011

**STANDARD VI: Outcomes 2. c. Certification Pass Rates:** *Annual certification exam pass rates for all test takers (1<sup>st</sup> and repeat) will be at 80% or above over a three year period.*

College/University Nursing Program	2009	2010	2011	3 Year Mean
Alcorn State University	100%	100%	100%	<b>100%</b>
Delta State University	94.00%	100%	100%	<b>98.00%</b>
Mississippi University for Women	96.00%	100%	95.00%	<b>97.00%</b>
University of Mississippi Medical Center	90.00%	100%	100%	<b>96.67%</b>
University of Southern Mississippi	91.66%	76.66%	100%	<b>89.44%</b>

## National Accreditation Status and Site Visit Schedule

### III. STANDARDS FOR ACCREDITATION. *All Nursing Education Programs must be accredited by a national nursing education accrediting body (NLNAC or CCNE).*

Nursing Program	Accreditation Status		Date of Next Accreditation Visit
	NLNAC*	CCNE**	
<b><i>Associate Degree</i></b>			
Alcorn State University	Full Accreditation		Spring 2015
Coahoma Community College	Candidacy Status		Spring 2014
Copiah-Lincoln Community College	Full Accreditation		Spring 2018
East Central Community College	Full Accreditation		Fall 2018
East Mississippi Community College	Initial Accreditation		Fall 2016
Hinds Community College	Full Accreditation		Fall 2018
Holmes Community College	Full Accreditation		Spring 2019
Itawamba Community College	Continuing Accreditation With Conditions		Fall 2014 (Report)
Jones County Junior College	Full Accreditation		Fall 2018
Meridian Community College	Full Accreditation		Spring 2018
Mississippi Delta Community College	Full Accreditation		Spring 2013
Mississippi Gulf Coast Community College	Full Accreditation		Spring 2014
Mississippi University for Women	Full Accreditation		Fall 2013
Northeast Mississippi Community College	Full Accreditation		Spring 2015
Northwest Mississippi Community College	Full Accreditation		Fall 2018
Pearl River Community College	Continuing Accreditation With Conditions		Fall 2013 (Report)
Southwest Mississippi Community College	Continuing Accreditation With Conditions		Fall 2014 (Report)
<b><i>Baccalaureate/Higher Degree</i></b>			
Alcorn State University	Full Accreditation (BSN) Continuing Accreditation With Conditions (MSN)		Fall 2015 BSN Spring 2015 MSN (Report)
Delta State University		Full Accreditation	Fall 2020 BSN/MSN
Mississippi College		Full Accreditation	Spring 2022 BSN
Mississippi University for Women		Full Accreditation	Spring 2020 BSN/MSN
University of Mississippi Medical Center		Full Accreditation Initial Accreditation	Spring 2022 BSN/MSN Spring 2017 DNP
University of Southern Mississippi		Full Accreditation Initial Accreditation	Spring 2022 BSN/MSN Spring 2017 DNP
William Carey University		Full Accreditation	Spring 2022 BSN/MSN
Mississippi Education Consortium for Specialized Advanced Practice Nursing (MECSAPN: ASU, DSU, MUW, UMMC, & USM)		Full Accreditation Gerontological NP & Psych/Mental Health NP	Spring 2016

\*NLNAC – National League for Nursing Accrediting Commission

\*\*CCNE – Commission on Collegiate Nursing Education